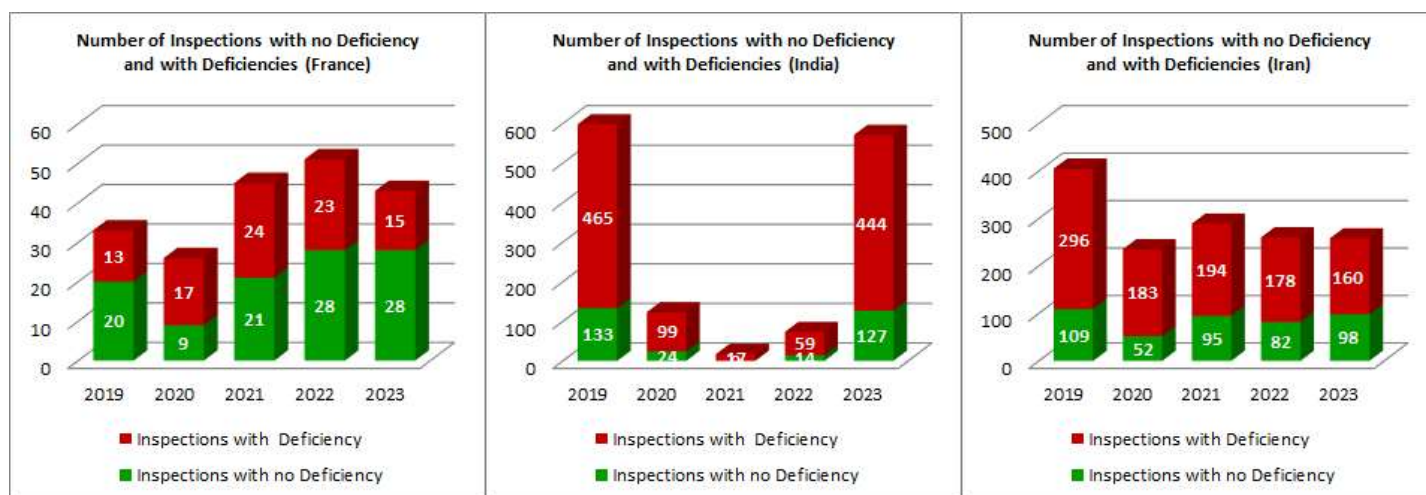
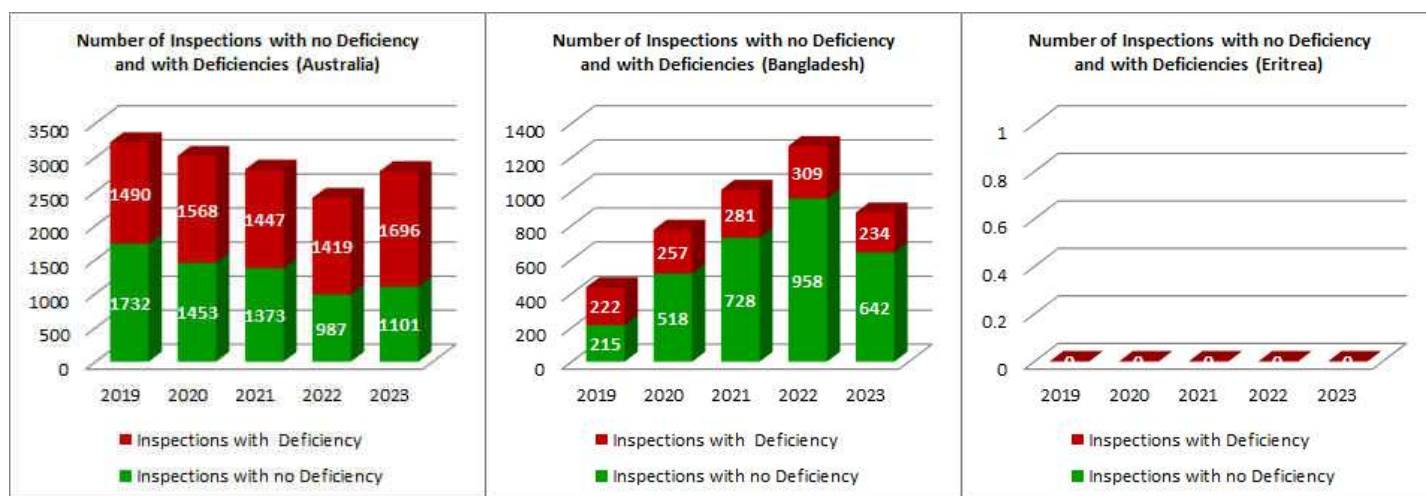
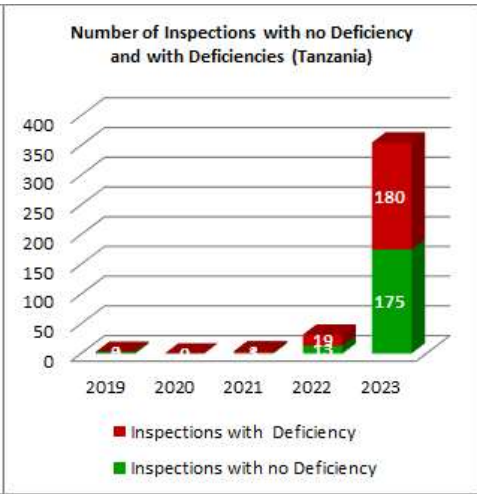
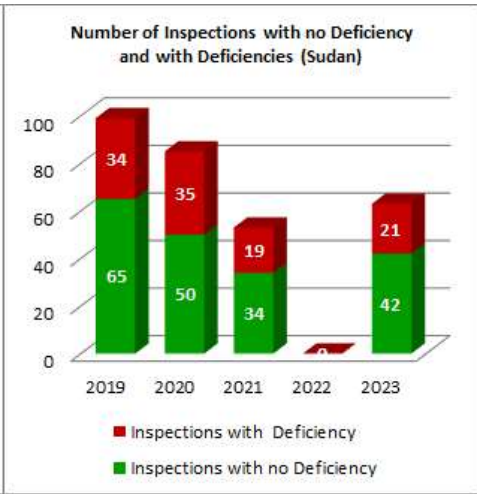
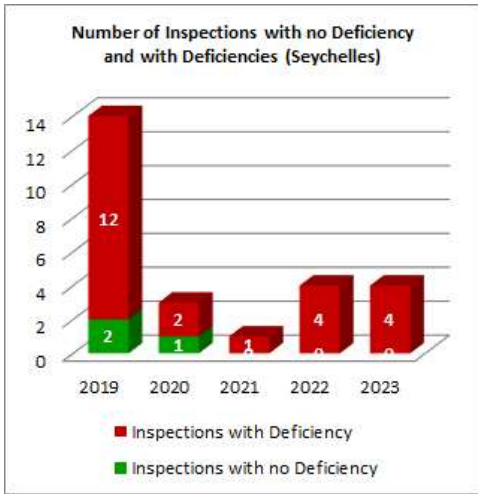
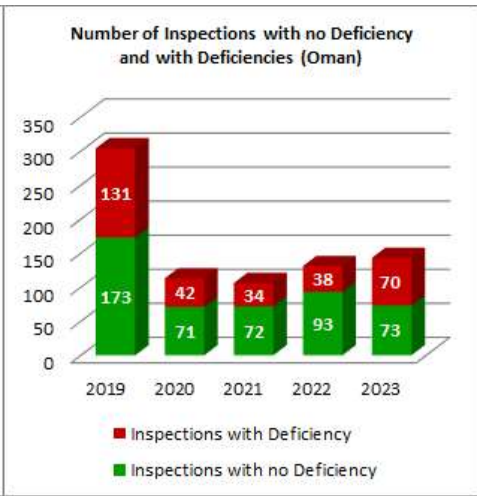
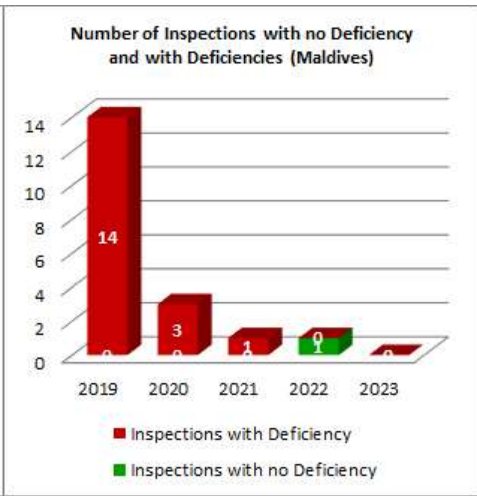
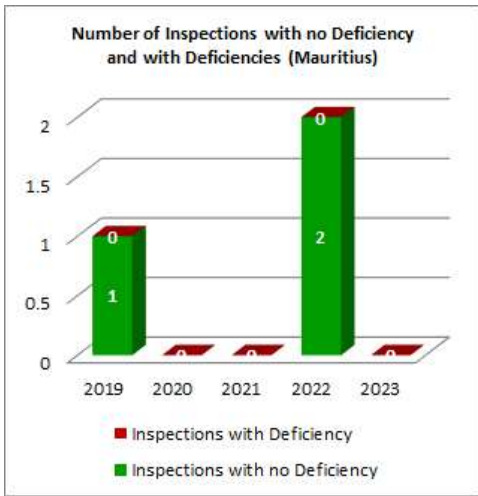
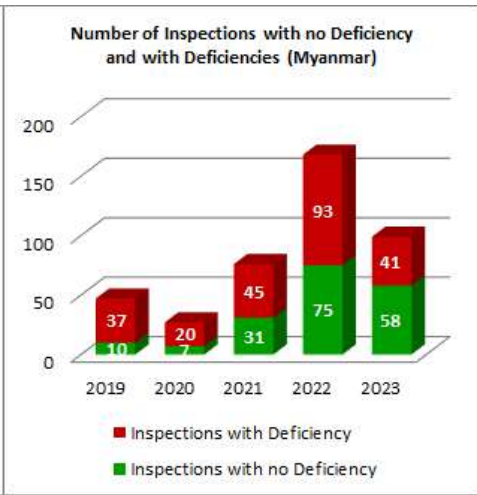
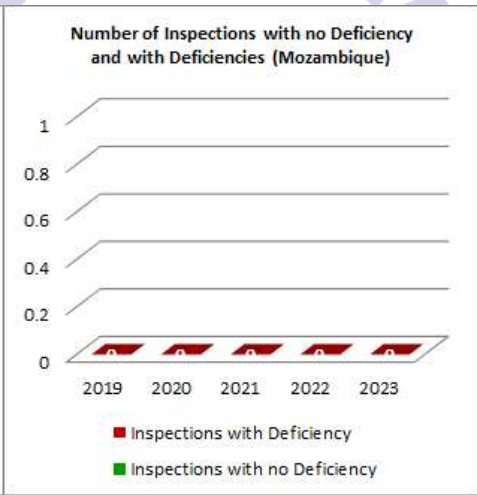
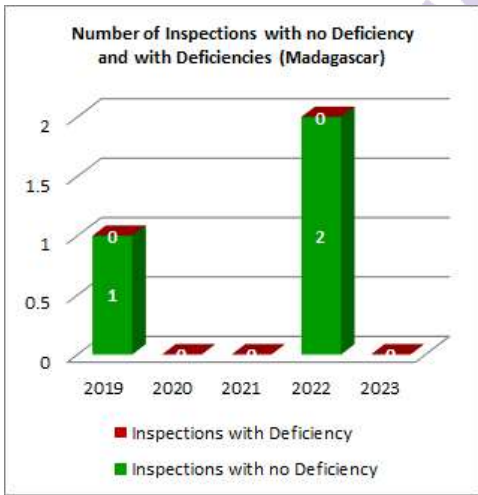
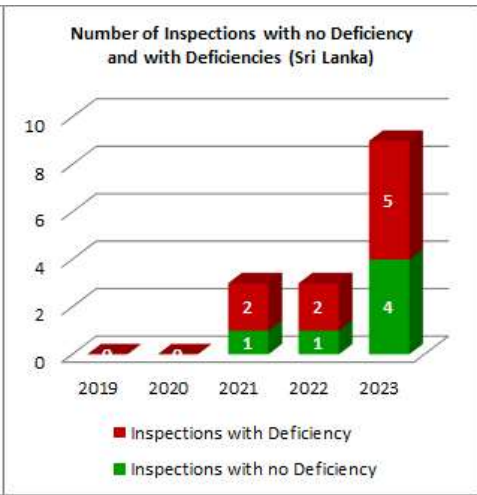
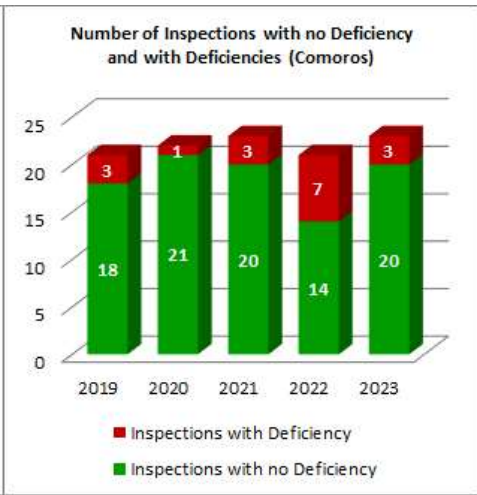
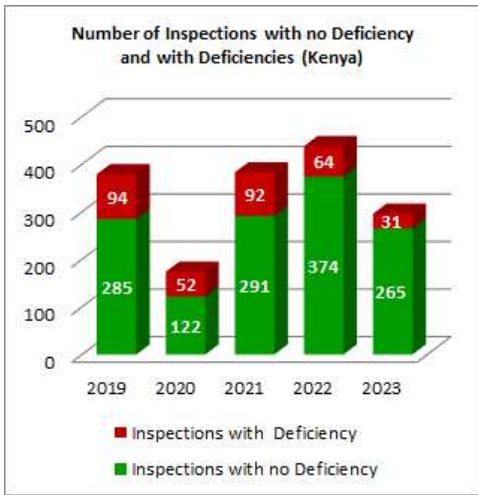


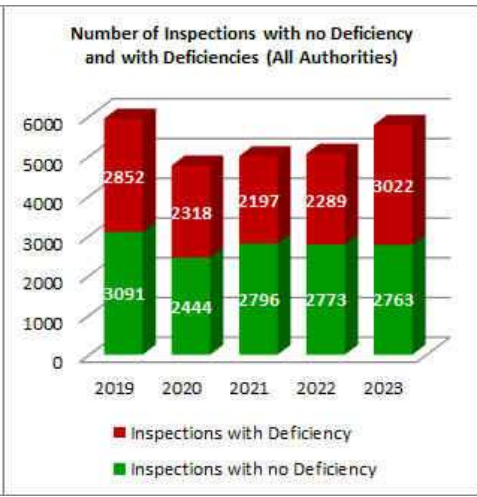
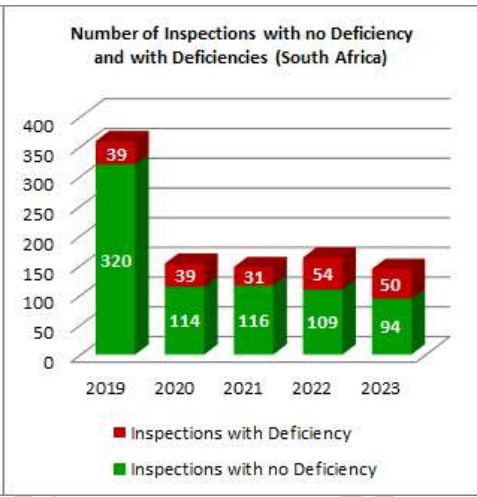
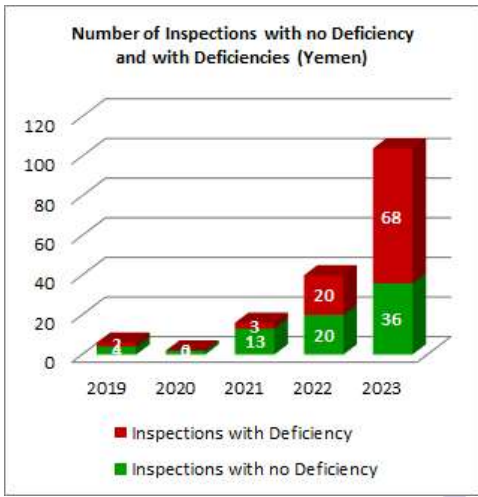
Member Authority-wise Number of Inspections with zero deficiencies & with deficiencies

Member Authority	2019		2020		2021		2022		2023	
	Number of Inspections with no Deficiency	Number of Inspections with Deficiencies	Number of Inspections with no Deficiency	Number of Inspections with Deficiencies	Number of Inspections with no Deficiency	Number of Inspections with Deficiencies	Number of Inspections with no Deficiency	Number of Inspections with Deficiencies	Number of Inspections with no Deficiency	Number of Inspections with Deficiencies
Australia	1732	1490	1453	1568	1373	1447	987	1419	1101	1696
Bangladesh	215	222	518	257	728	281	958	309	642	234
Eritrea	0	0	0	0	0	0	0	0	0	0
France	20	13	9	17	21	24	28	23	28	15
India	133	465	24	99	0	17	14	59	127	444
Iran	109	296	52	183	95	194	82	178	98	160
Kenya	285	94	122	52	291	92	374	64	265	31
Comoros	18	3	21	1	20	3	14	7	20	3
Sri Lanka	0	0	0	0	1	2	1	2	4	5
Madagascar	1	0	0	0	0	0	2	0	0	0
Mozambique	0	0	0	0	0	0	0	0	0	0
Myanmar	10	37	7	20	31	45	75	93	58	41
Mauritius	1	0	0	0	0	0	2	0	0	0
Maldives	0	14	0	3	0	1	1	0	0	0
Oman	173	131	71	42	72	34	93	38	73	70
Seychelles	2	12	1	2	0	1	0	4	0	4
Sudan	65	34	50	35	34	19	0	0	42	21
Tanzania	3	0	0	0	1	3	13	19	175	180
Yemen	4	2	2	0	13	3	20	20	36	68
South Africa	320	39	114	39	116	31	109	54	94	50
Total	3091	2852	2444	2318	2796	2197	2773	2289	2763	3022

Graphical Representation







Updated Date : 04 April 2024

IOMOU on Port State Control

Next Update : April 2025

